



Welcome!

Thank you for your interest in racing at Sycamore Speedway! We look forward to an exciting 2024 Racing Season. As an organization, our primary obligations are to our race fans and our drivers. To ensure we meet everyone's expectations and provide an excellent experience for everyone, it's imperative that each one of us understand and adhere to our racing rules.



Read through this rule book. It's important that you know and understand the operation of our events and Sycamore Speedway's mechanical and procedural rules.

In the event of an issue or disagreement, the Sycamore Speedway Management and Track Officials will refer to these rules to help come to a resolution regarding a disagreement over technical questions. They will also use these rules to establish the length, frequency and administration of all racing events and determine all finishing positions. **Sycamore Speedway's decision is final.**



RULEBOOK DISCLAIMER –








The rules and/or regulations set forth herein are designed to provide for orderly conduct of racing to establish minimum acceptable requirements for such events. These rules shall govern the conditions of all events, and by participating in these events, all participants are deemed to have complied with the rules. **NO EXPRESS OR IMPLIED WARRANTY OF SAFETY SHALL RESULT FROM PUBLICATIONS OF OR COMPLIANCE WITH THESE RULES AND/OR REGULATIONS.** They are intended as a guide for the conduct of the sport and are in no way a guarantee against injury or death to a participant, spectator, or official. The Race Director shall be empowered to permit minor deviation from any of the specifications herein or impose any further restrictions that, in his/her opinion, do not alter the minimum acceptable requirements. **NO EXPRESSED OR IMPLIED WARRANTY OF SAFETY SHALL RESULT FROM SUCH AN ALTERATION OF SPECIFICATION.** Any interpretation or deviation of these rules is left to the discretion of the Track Officials. Their decision is final! Other items not covered in this information will be decided by Track Officials.

General Rules

These general rules apply to each person, car owner, driver, mechanic, pit crew member, fan, and anyone in the pit area, grandstands, or on the racetrack.

Category	Rule
Abusive Language/ Actions	<ul style="list-style-type: none"> ⊘ Abuse of any official, threats to any official, threats to another pit crew or driver, or physical harm to anyone at the racetrack at any time in person or on social media will be subject to disciplinary action. The penalty imposed will be expulsion for the rest of the race season and forfeiting any points or money earned prior. ⊘ We will not tolerate any fighting and unnecessary recklessness or any type of retaliation. ⊘ Profanity is prohibited including decals on cars ✓ Fines may be imposed.
Accidents	<ul style="list-style-type: none"> ✓ In case of accident, the car(s) must be taken into the pits or infield (at a safe distance) to be worked on, subject to Official's decision. ⊘ Competing cars and drivers found in violation of rules will lose any purse money & points won for that night
Alcohol & Controlled Substances	<ul style="list-style-type: none"> ⊘ Consumption of any alcoholic beverages or controlled substances within the Pit area or on the Racetrack before or during a race is prohibited. ⊘ In the interest of safety, any driver who shows evidence of drinking or being under the influence of a controlled substance (as observed by the Track Officials or Flagman) may be barred from the events. ⊘ Any car whose crew has been drinking in the Pits, will be fined, suspended, and/or both.



Category	Rule
Competition Entry	<p>To compete at Sycamore Speedway, you must adhere to the following rules.</p> <ul style="list-style-type: none"> ✓ Your car must have a complete body, ✓ In addition to these General Rules, you must adhere to the rules described for your class. ✓ All cars must willingly pass a technical inspection on every race day. Any refusal for inspection results in disqualification for that night. <p style="text-align: center;"> No inspection-no race!</p> <ul style="list-style-type: none"> ✓ You must pay for any pit pass and or entry fee. ✓ All drivers must have a valid driver's license. ✓ All competing cars must complete a Sycamore Speedway registration via online or in person once the season starts, and have a number assigned. The same number will be re-assigned to you IF you re-apply for it by February 15, 2024.. You must register every year. <p>To register for a number or become a racer at Sycamore Speedway, follow these steps.</p> <ul style="list-style-type: none"> - Click the link https://sycamorespeedway.com/driver-registration-form/ or copy and paste into your browser. - Complete the online form (if any red Xs appear, the form is incomplete and will not submit). - We will send a confirmation email to you confirming your registration. - Download the confirmation and read it in its entirety. - Read through the General Rules and the rules for the class(es) you will be racing in. Rulebooks can be found at http://sycamorespeedway.com/# - Prep your car according to the rulebook. - Bring your car to track. <ul style="list-style-type: none"> ▪ Go thru tech inspection at the scale ▪ Attend driver's meeting ▪ Qualify ▪ Let's Go Racing!
Dirt Screens	<ul style="list-style-type: none"> ✓ Dirt screens are subject to inspection.
Driver & Crew Conduct/ Integrity	<ul style="list-style-type: none"> ✓ Auto racing is a competitive sport, but unlike other events, our fans' support is paramount to successful racing events. Consequently, showmanship is an essential part of our racing events. The following rules are an important part of the contest rules and must be considered to ensure the sustained and continued growth of auto racing. <ul style="list-style-type: none"> - Starting on time - Running the events in a professional manner - Proper racing attire - Brightly painted race cars - Sportsman-like conduct on and off the racetrack including social media. ⊘ In the interest of safety, any driver who shows evidence of exhaustion and/or other physical incapacity (as observed by the Track Officials or Flagman) may be barred from the events. ⊘ Any person or persons willfully blocking the Track or attempting to obstruct the race program will be Black-Flagged and must leave the racetrack. <p style="text-align: center;"> Remember...when a rule is enforced, chances are that someone isn't going to like it.</p> <ul style="list-style-type: none"> ⊘ Any driver or crewmember deemed detrimental to the sport of auto racing will be refused entry to the Pits. ⊘ Race cars and personal clothing may NOT display profane signs, sex signs, swastikas, or ethnic, racial, or political slurs.

Category	Rule								
Driver Compartment	<ul style="list-style-type: none"> ✓ Batteries will be permitted if they are securely fastened in a marine-type battery box with a cover. ✓ All fuel lines that run through the driver compartment must be covered. ✓ Cars MUST HAVE FULL, STEEL FIREWALLS between driver and engine compartments and driver and fuel tanks. ✓ Seats must be securely fastened to frame of vehicle. ⊘ NO BATTERIES, FUEL TANK, FUEL LINES, or any other object that may create a hazard in the driver compartment are allowed. 								
Exhaust	<ul style="list-style-type: none"> ✓ All exhaust must exit at the side of the car – left side is recommended. 								
Field of Cars	<ul style="list-style-type: none"> ✓ The Track Steward reserves the right to increase or decrease the field of cars at his/ her discretion. 								
Fire Extinguishers	<ul style="list-style-type: none"> ✓ Fire extinguishers are mandatory for all cars and must be securely fastened. ✓ Only quick-release fire extinguishers are allowed, and they must be within reach of the Driver. 								
Flag Rules	<div style="border: 1px solid black; padding: 10px; margin-bottom: 10px;">  <ul style="list-style-type: none"> ✓ If, for any reason a race stopped (such as red, Yellow, or checkered Flag), the only people allowed out on the track are officials, safety crew, wrecker, and ambulance crew. NO ONE ELSE! ✓ Anyone not conforming to this rule is subject to a substantial fine and/or expulsion from the grounds and disqualification of driver for the race night. These decisions will be made by Track Officials. </div> <table border="1" style="width: 100%; border-collapse: collapse;"> <thead> <tr> <th style="background-color: #0056b3; color: white;">Color</th> <th style="background-color: #0056b3; color: white;">Description</th> </tr> </thead> <tbody> <tr> <td style="color: green;">Green</td> <td>Track is clear</td> </tr> <tr> <td style="color: red;">Red**</td> <td> <ul style="list-style-type: none"> ◆ Indicates that all cars are to stop at once. The race has been halted. ✓ Once cars have started to line up for restart, latecomers will lose their positions. ✓ Any car not ready for restart must go to rear of pack. <div style="margin-top: 10px;">  <p>A race will not be stopped because of a car(s) spinning out in the first curve/ turn on the first lap unless the situation warrants it as deemed by the Flagman.</p> </div> </td> </tr> <tr> <td style="color: orange;">Yellow**</td> <td> <ul style="list-style-type: none"> ✓ Hold your position. Do not pass. ✓ The lead car must slow down to parade-lap speed, and ALL cars must remain in single file at a constant, slow speed all around the track until directed by Track Official to double file. ✓ If you do not trail the car in front of you, you will lose your position. It is the responsibility of the lead car to slow down to parade lap speed. ✓ Any car(s) involved in a Yellow-Flag situation must restart in the rear of the pack ◆ When there is a Yellow on the White-Flag lap, the race is over. Cars will be scored on the finished lap prior to White Flag. <div style="margin-top: 10px;">  <p>Yellow Flag laps are not generally counted. However, at the discretion of the Track Official, Yellow Flag laps may be counted.</p> </div> <ul style="list-style-type: none"> ✓ If your car causes two Yellow Flags in one race, you must leave the racetrack for the remainder of that race. ✓ If you intentionally cause a caution, you will be Black-Flagged for that race. ✓ Any driver, pit crew member or family member disturbing the Flagman or Scorers before the conclusion of racing program, will disqualify that car and/ or be fined. </td> </tr> </tbody> </table>	Color	Description	Green	Track is clear	Red**	<ul style="list-style-type: none"> ◆ Indicates that all cars are to stop at once. The race has been halted. ✓ Once cars have started to line up for restart, latecomers will lose their positions. ✓ Any car not ready for restart must go to rear of pack. <div style="margin-top: 10px;">  <p>A race will not be stopped because of a car(s) spinning out in the first curve/ turn on the first lap unless the situation warrants it as deemed by the Flagman.</p> </div>	Yellow**	<ul style="list-style-type: none"> ✓ Hold your position. Do not pass. ✓ The lead car must slow down to parade-lap speed, and ALL cars must remain in single file at a constant, slow speed all around the track until directed by Track Official to double file. ✓ If you do not trail the car in front of you, you will lose your position. It is the responsibility of the lead car to slow down to parade lap speed. ✓ Any car(s) involved in a Yellow-Flag situation must restart in the rear of the pack ◆ When there is a Yellow on the White-Flag lap, the race is over. Cars will be scored on the finished lap prior to White Flag. <div style="margin-top: 10px;">  <p>Yellow Flag laps are not generally counted. However, at the discretion of the Track Official, Yellow Flag laps may be counted.</p> </div> <ul style="list-style-type: none"> ✓ If your car causes two Yellow Flags in one race, you must leave the racetrack for the remainder of that race. ✓ If you intentionally cause a caution, you will be Black-Flagged for that race. ✓ Any driver, pit crew member or family member disturbing the Flagman or Scorers before the conclusion of racing program, will disqualify that car and/ or be fined.
Color	Description								
Green	Track is clear								
Red**	<ul style="list-style-type: none"> ◆ Indicates that all cars are to stop at once. The race has been halted. ✓ Once cars have started to line up for restart, latecomers will lose their positions. ✓ Any car not ready for restart must go to rear of pack. <div style="margin-top: 10px;">  <p>A race will not be stopped because of a car(s) spinning out in the first curve/ turn on the first lap unless the situation warrants it as deemed by the Flagman.</p> </div>								
Yellow**	<ul style="list-style-type: none"> ✓ Hold your position. Do not pass. ✓ The lead car must slow down to parade-lap speed, and ALL cars must remain in single file at a constant, slow speed all around the track until directed by Track Official to double file. ✓ If you do not trail the car in front of you, you will lose your position. It is the responsibility of the lead car to slow down to parade lap speed. ✓ Any car(s) involved in a Yellow-Flag situation must restart in the rear of the pack ◆ When there is a Yellow on the White-Flag lap, the race is over. Cars will be scored on the finished lap prior to White Flag. <div style="margin-top: 10px;">  <p>Yellow Flag laps are not generally counted. However, at the discretion of the Track Official, Yellow Flag laps may be counted.</p> </div> <ul style="list-style-type: none"> ✓ If your car causes two Yellow Flags in one race, you must leave the racetrack for the remainder of that race. ✓ If you intentionally cause a caution, you will be Black-Flagged for that race. ✓ Any driver, pit crew member or family member disturbing the Flagman or Scorers before the conclusion of racing program, will disqualify that car and/ or be fined. 								

Category	Rule							
	White	<ul style="list-style-type: none"> ◆ One lap to go to the completion of the race. ◆ Folded and crisscrossed White & Checkered flags signifies the race is halfway completed. ◆ Folded and parallel White and Checkered flags means 2 laps to go. 						
	Black	<ul style="list-style-type: none"> ✓ Indicates that you must leave the track immediately because you are in violation of something. You must leave the racetrack; you cannot return during that race. No Exceptions. ✓ If mechanical issues are the reason for the Black Flag, then you may fix the issue and return to any other subsequent, remaining race of the night. ⊘ If you are Black-Flagged due to unsportsmanlike behavior, you must load your car and immediately leave the property. ⊘ Failure to see the Black Flag will not be considered as an excuse to not leave the racetrack. 						
	Blue w/Orange Stripe -	<ul style="list-style-type: none"> ◆ Starter's Signal – Hold your Line. ◆ The leaders are approaching you and you need to keep the line you are racing. Do not race the leaders. If they have caught up to you, they are faster than you, give them the space to pass you. 						
	Checkered**	<ul style="list-style-type: none"> ◆ Race is over. When lead car gets Checkered Flag, the race is over for all cars as they cross the finish line. <div style="text-align: center; margin-top: 10px;"> <p>The placement of the cars in order of finish as determined by the Scorer will be final</p> </div>						
Fuel Cells	<ul style="list-style-type: none"> ◆ Fuel cell with roll-over valve strongly recommended. 							
Gas	<ul style="list-style-type: none"> ✓ All gas must be in proper marked RED CANS in the pit area. 							
Insurance Coverage	<ul style="list-style-type: none"> ◆ Insurance coverage exists beginning 30 minutes prior to scheduled race time and ending 10 minutes after the finish of the last event. 							
Mirrors	<ul style="list-style-type: none"> ⊘ No mirrors are allowed on any race car for any class. NO EXCEPTIONS. 							
Overflow Tubes	<ul style="list-style-type: none"> ✓ Overflow tubes must be pointed down. 							
Painting of Cars	<table border="1" style="width: 100%; border-collapse: collapse;"> <tr> <td style="background-color: #D9E1F2; width: 20%;">Body</td> <td> <ul style="list-style-type: none"> ✓ Cars may be painted any color(s) you choose ⊘ No primered cars. ⊘ Race teams cannot have identical looking cars in the same classes. </td> </tr> <tr> <td style="background-color: #D9E1F2;">Number</td> <td> <ul style="list-style-type: none"> ✓ The number must be a bright, contrasting color with the following specs: <ul style="list-style-type: none"> - Minimum of 24" square. - 4" brush stroke on right and left doors and the roof of the car. - Contrasting colors are Black & White, Neon Yellow & Navy Blue, Pink & black. If you are not sure, please ask a Track Official. <div style="text-align: center; margin-top: 10px;"> <p>POOR NUMBER = NO SCORE = NO PAYOUT</p> </div> </td> </tr> <tr> <td style="background-color: #D9E1F2;">Wheels</td> <td> <ul style="list-style-type: none"> ✓ Wheels must be silver, solid white, or fluorescent-colored for easy visibility in the event a tire comes off the car. If you have a black rim it must be painted or striped with white or fluorescent paint/tape. ⊘ No BLACK WHEELS! ◆ Day-Glo paint is strongly recommended. </td> </tr> </table>		Body	<ul style="list-style-type: none"> ✓ Cars may be painted any color(s) you choose ⊘ No primered cars. ⊘ Race teams cannot have identical looking cars in the same classes. 	Number	<ul style="list-style-type: none"> ✓ The number must be a bright, contrasting color with the following specs: <ul style="list-style-type: none"> - Minimum of 24" square. - 4" brush stroke on right and left doors and the roof of the car. - Contrasting colors are Black & White, Neon Yellow & Navy Blue, Pink & black. If you are not sure, please ask a Track Official. <div style="text-align: center; margin-top: 10px;"> <p>POOR NUMBER = NO SCORE = NO PAYOUT</p> </div>	Wheels	<ul style="list-style-type: none"> ✓ Wheels must be silver, solid white, or fluorescent-colored for easy visibility in the event a tire comes off the car. If you have a black rim it must be painted or striped with white or fluorescent paint/tape. ⊘ No BLACK WHEELS! ◆ Day-Glo paint is strongly recommended.
Body	<ul style="list-style-type: none"> ✓ Cars may be painted any color(s) you choose ⊘ No primered cars. ⊘ Race teams cannot have identical looking cars in the same classes. 							
Number	<ul style="list-style-type: none"> ✓ The number must be a bright, contrasting color with the following specs: <ul style="list-style-type: none"> - Minimum of 24" square. - 4" brush stroke on right and left doors and the roof of the car. - Contrasting colors are Black & White, Neon Yellow & Navy Blue, Pink & black. If you are not sure, please ask a Track Official. <div style="text-align: center; margin-top: 10px;"> <p>POOR NUMBER = NO SCORE = NO PAYOUT</p> </div>							
Wheels	<ul style="list-style-type: none"> ✓ Wheels must be silver, solid white, or fluorescent-colored for easy visibility in the event a tire comes off the car. If you have a black rim it must be painted or striped with white or fluorescent paint/tape. ⊘ No BLACK WHEELS! ◆ Day-Glo paint is strongly recommended. 							



Category	Rule							
Pit Rules	<p>Abandoned Cars</p> <ul style="list-style-type: none"> ✓ Abandoned cars will be towed away. It is your responsibility to take your racecar home each night or store it in the designated area at the speedway. If you do not then, we will assume it has been abandoned and will become the property of Sycamore Speedway's. 							
	<p>Added Starters</p> <ul style="list-style-type: none"> ✓ Added starters MAY RACE upon special permission of the Track Official. ✓ Added starters in any event will start in the rear of the pack. 							
	<p>Breakdowns</p> <ul style="list-style-type: none"> ✓ If your car breaks down mid-event, you cannot run someone else's car with your number on it. 							
	<p>Changing Drivers</p> <ul style="list-style-type: none"> ✓ To change drivers or cars, the driver going into the car must have qualified the car that night. This change must be reported to Pit Tower before race event. ✓ As a driver you can only qualify one car per Class, and you must race that car all night. 							
	<p>Fines and/ or Suspensions</p> <ul style="list-style-type: none"> ✓ Any fines and/or suspensions will be decreed by the officials, subject to the following: <table border="1" style="width: 100%; border-collapse: collapse;"> <thead> <tr style="background-color: #A9A9A9;"> <th style="text-align: left;">Violation Type</th> <th style="text-align: left;">Fine and/or Suspension</th> </tr> </thead> <tbody> <tr> <td>Mechanical</td> <td> <ul style="list-style-type: none"> ✓ Maximum of \$200 fine and/or disqualification for the evening ✓ No points nor money earned </td> </tr> <tr> <td>Safety</td> <td> <ul style="list-style-type: none"> ✓ Maximum of \$500 fine and/or two week's suspension </td> </tr> <tr> <td>Unsportsmanlike Conduct</td> <td> <ul style="list-style-type: none"> ✓ Minimum of 2 week's suspension ✓ Forfeit of any points or money earned on that race night. <p style="text-align: center; color: red; font-weight: bold; font-size: 1.2em;">!</p> <p>Depending on the severity, you could face expulsion for the rest of the season and all points and money previously earned revoked.</p> </td> </tr> </tbody> </table> <ul style="list-style-type: none"> ◆ Rain outs or race night cancellations do not count towards penalty. 	Violation Type	Fine and/or Suspension	Mechanical	<ul style="list-style-type: none"> ✓ Maximum of \$200 fine and/or disqualification for the evening ✓ No points nor money earned 	Safety	<ul style="list-style-type: none"> ✓ Maximum of \$500 fine and/or two week's suspension 	Unsportsmanlike Conduct
Violation Type	Fine and/or Suspension							
Mechanical	<ul style="list-style-type: none"> ✓ Maximum of \$200 fine and/or disqualification for the evening ✓ No points nor money earned 							
Safety	<ul style="list-style-type: none"> ✓ Maximum of \$500 fine and/or two week's suspension 							
Unsportsmanlike Conduct	<ul style="list-style-type: none"> ✓ Minimum of 2 week's suspension ✓ Forfeit of any points or money earned on that race night. <p style="text-align: center; color: red; font-weight: bold; font-size: 1.2em;">!</p> <p>Depending on the severity, you could face expulsion for the rest of the season and all points and money previously earned revoked.</p>							
	<p>Lineups</p> <ul style="list-style-type: none"> ✓ The cars line up in the pits for an event according to the positions posted on the pit bulletin boards. Any car not in line at this time will miss the event. <p>Any car missing an event because of this rule may start the next as an added starter; exception – those cars missing the consolation race cannot automatically start the feature as added starter.</p> <ul style="list-style-type: none"> ⊘ Any car that comes too late to qualify will be added to lineups as officials deem appropriate. ⊘ If in the combined opinion of the Flagman, Track Officials and Timer, deems that a driver did not make the best effort to qualify, he/ she will be positioned in the race lineup as judged appropriate. 							
	<p>Protest Rule (does not apply to the</p> <p>If you feel that one of your competitors is cheating, for \$200 you can request that the car be inspected. \$50 is retained by the racetrack; the remaining \$150 goes to the correct party.</p>							

Category	Rule						
	<p>Compact Division)</p> <table border="1"> <thead> <tr> <th>If</th> <th>Then</th> </tr> </thead> <tbody> <tr> <td>You are correct</td> <td>You get your \$150 back</td> </tr> <tr> <td>The Competitor is correct</td> <td>The Competitor receives the \$150</td> </tr> </tbody> </table> <p> The \$200 you are paying is for a full tech; should this inspection result in an illegal car, then the repercussions are the same as if the car was randomly picked for a full-tech inspection (e.g., loss of points and money for the night).</p> <p>Start/ End Times</p> <ul style="list-style-type: none"> ✓ Cars must be on the property at least thirty (30) minutes before race time. ✓ All cars must be removed from Pit area after the conclusion of the evening events. <p>Pit lights out and Pit area emptied and locked thirty minutes after race event.</p> <ul style="list-style-type: none"> ✓ ANY car left on the premises after ten days will be charged “storage”. <p>Starting Position</p> <ul style="list-style-type: none"> ✓ If you do not race your heat event, regardless of reason, you will forfeit your starting position for the feature. <p>Vehicles in Pits</p> <ul style="list-style-type: none"> ✓ Only the tow vehicles (race car, vehicle, and trailer hauling) will be allowed in the pits. 	If	Then	You are correct	You get your \$150 back	The Competitor is correct	The Competitor receives the \$150
If	Then						
You are correct	You get your \$150 back						
The Competitor is correct	The Competitor receives the \$150						
Qualifying Rules	<ul style="list-style-type: none"> ✓ When qualifying, an allowance of one spin or wave-off will be permitted per night. ✓ When time trials are over for a given class, they are over – no exceptions. ✓ You will be allowed one qualifying lap or other means to facilitate positioning as time permits to be determined by the Track Officials. ✓ You must run the trophy dash to receive fast-time point, this applies to all Friday night classes. ✓ Saturday classes must run their heats to secure position for their feature. <p> ✓ Packing is required. If you do not pack, you do not qualify and therefore will be placed at the rear of the slowest heat and back of feature.</p> <p>NO EXCEPTIONS.</p>						
Race Receiver	<ul style="list-style-type: none"> ✓ For All Classes running at Sycamore Speedway, all Drivers must use a one-way race receiver. ◆ Fusion 1600 is a very common type and is most common at a lot of other facilities too. ◆ Our Channel is 454.000. ⊘ You cannot use a transmittable radio; it must be a one-way receiver only. ⊘ Use of radio signals that interfere with our track is prohibited. 						
Racetrack & Infield Rules	<ul style="list-style-type: none"> ✓ During the races, the only people allowed on the racetrack and infield are drivers, disabled cars, safety and wrecking crew, and Track Officials. ✓ Everyone must stay behind the fences at all times unless requested by the officials to assist for some special reason. 						
Roll Cages	<ul style="list-style-type: none"> ✓ Dirt Late Models (aka UMP LM), Sycamore Limited Late Models (aka SLM), Street Stocks, and Pure Stocks, all must be equipped with welded cage types (i.e., roll cages welded to the frame of the car). ✓ Bars must be welded with the angle joints reinforced. 						

Category	Rule										
	<ul style="list-style-type: none"> ✓ Bars must pass inspection of the tech steward. Suggested specs for roll bars are: <ul style="list-style-type: none"> - Wall Thickness: - .095 - Outside diameter: 1-1/2" <p>Not Allowed</p> <ul style="list-style-type: none"> ⊘ No galvanized pipe. DOM type tubing is recommended. ⊘ No pipe joints <div style="border: 1px solid black; padding: 5px; width: fit-content; margin-bottom: 10px;"> <p>Note</p> </div> <p>Friday Night Compacts</p> <p>This is MANDATORY to run at minimum a roll cage. See Compact Rules for specifics. It is recommended to run a roll cage for Spectator, Powder Puff, and Socker Stocker.</p>										
Safety Belts & Racing Harnesses	<ul style="list-style-type: none"> ✓ Passenger type seat belts required at minimum for all Spectator, Compact, Socker Stocker and Powder Puff cars. ✓ All Dirt Late Models (aka UMP LM), Super Late Model, Street Stock, and Street Stock cars/ drivers must: <ul style="list-style-type: none"> - Be equipped with a 5-point racing harness. - Have visible certification showing that the harness is 3 years or newer. - Be securely fastened to the frame of the car. - Have a quick-release metal buckle. 										
Wearing Apparel & Wristbands	<table border="1" style="width: 100%; border-collapse: collapse;"> <tr> <td style="width: 20%;">Driving Suits</td> <td> <ul style="list-style-type: none"> ◆ We require all drivers, to wear a flame-resistant driving suit, a two-piece suit is ok. <p style="text-align: center;">Spectator, Powder Puff, Socker Stocker & Compact Combat</p> <div style="border: 1px solid black; padding: 5px; width: fit-content; margin: 10px auto;"> <p>Note</p> </div> <p>A driving suit is not required, however, at a minimum long sleeves and long pants are required. Note that we do recommend a flame-resistant driver suit.</p> <p style="text-align: center;">All other requirements are the same for these Classes.</p> </td> </tr> <tr> <td>Pit Attire</td> <td> <ul style="list-style-type: none"> ◆ We recommend that all pit participants wear white pants or coveralls, so they are more visible. </td> </tr> <tr> <td>Helmets</td> <td> <ul style="list-style-type: none"> ✓ Approved Snell helmets with face shields must be worn for all Classes. ⊘ No motocross, motorcycle, or snowmobile helmets are allowed. </td> </tr> <tr> <td>Shoes & Gloves</td> <td> <ul style="list-style-type: none"> ✓ Closed-toed shoes & gloves are required. </td> </tr> <tr> <td>Wristbands</td> <td> <ul style="list-style-type: none"> ✓ Wristbands appropriate for the event are always required. No Exceptions. </td> </tr> </table>	Driving Suits	<ul style="list-style-type: none"> ◆ We require all drivers, to wear a flame-resistant driving suit, a two-piece suit is ok. <p style="text-align: center;">Spectator, Powder Puff, Socker Stocker & Compact Combat</p> <div style="border: 1px solid black; padding: 5px; width: fit-content; margin: 10px auto;"> <p>Note</p> </div> <p>A driving suit is not required, however, at a minimum long sleeves and long pants are required. Note that we do recommend a flame-resistant driver suit.</p> <p style="text-align: center;">All other requirements are the same for these Classes.</p>	Pit Attire	<ul style="list-style-type: none"> ◆ We recommend that all pit participants wear white pants or coveralls, so they are more visible. 	Helmets	<ul style="list-style-type: none"> ✓ Approved Snell helmets with face shields must be worn for all Classes. ⊘ No motocross, motorcycle, or snowmobile helmets are allowed. 	Shoes & Gloves	<ul style="list-style-type: none"> ✓ Closed-toed shoes & gloves are required. 	Wristbands	<ul style="list-style-type: none"> ✓ Wristbands appropriate for the event are always required. No Exceptions.
Driving Suits	<ul style="list-style-type: none"> ◆ We require all drivers, to wear a flame-resistant driving suit, a two-piece suit is ok. <p style="text-align: center;">Spectator, Powder Puff, Socker Stocker & Compact Combat</p> <div style="border: 1px solid black; padding: 5px; width: fit-content; margin: 10px auto;"> <p>Note</p> </div> <p>A driving suit is not required, however, at a minimum long sleeves and long pants are required. Note that we do recommend a flame-resistant driver suit.</p> <p style="text-align: center;">All other requirements are the same for these Classes.</p>										
Pit Attire	<ul style="list-style-type: none"> ◆ We recommend that all pit participants wear white pants or coveralls, so they are more visible. 										
Helmets	<ul style="list-style-type: none"> ✓ Approved Snell helmets with face shields must be worn for all Classes. ⊘ No motocross, motorcycle, or snowmobile helmets are allowed. 										
Shoes & Gloves	<ul style="list-style-type: none"> ✓ Closed-toed shoes & gloves are required. 										
Wristbands	<ul style="list-style-type: none"> ✓ Wristbands appropriate for the event are always required. No Exceptions. 										
Weather Policy	<p>In the event of sudden showers, the track starter will suspend the races; however, every effort will be made to complete the races after the rain stops. If, in the opinion of Track Officials the bad weather will prevent the return of a safe racing condition in a reasonable amount of time, the remaining races will be cancelled or postponed as follows:</p> <ul style="list-style-type: none"> ◆ The program will be considered complete (no rain checks) if 4 or more events, not including time trials, have been run. ◆ If a special event was rained out, the special event may be added to the next week's race show. ◆ In the event of rain, or any circumstances beyond the control of the Track Officials, the Race may be declared complete or continued at the discretion of the Track Officials in charge. 										



STREET STOCK

Sycamore Speedway 2024 Official Stock Car Racing Rules

Category	Rule
	<ul style="list-style-type: none">◆ If the program is not considered complete (4+ events have been completed, not including the time trials), your ticket stub or Pit pass wristband will serve as a rain check for another race held within the next 2 race weekends unless otherwise stated by Sycamore Speedway Management.
Window Restraining Net	<ul style="list-style-type: none">◆ A window restraining net is strongly recommended.

STREET STOCK

2024 – Street Stock Specifications, Rules & Payouts



All the General Rules above apply to the Street Stock Class. In addition to the General Rules, the Street Stock Class must adhere to these additional rules.

STREET STOCK SPECS & RACE DAY


- ✓ Any stock American 8-cylinder car with a minimum 107-inch wheelbase is allowed.
- ⊘ No trucks, SUVs, convertibles, compacts, or T-tops are allowed.

Race Day

The Street Stock Class runs on Saturday only. However, you may run for points in this Class and in any Friday night class (e.g., Spectator, Powder Puff, Socker Stocker, and/or Compact) but you may not use the same car.

SPECIFICATIONS & RULES

Category	Rules
Batteries	<ul style="list-style-type: none"> ✓ Completely enclosed in a marine-type box with a lid. ✓ Securely mounted.
Body	<ul style="list-style-type: none"> ✓ Body must be in original position on frame and cannot be altered. ✓ Body must sit level with frame.. ✓ STEEL or ALUMINUM BODIES allowed. ✓ Stock style appearing fiberglass roof and hood permissible. ✓ Stock OEM body panels are recommended but fabrication is allowed. <ul style="list-style-type: none"> - Any component that is fabricated must follow the measurements of the 2020 UMP DIRT CAR Stock Car Rule Book, Section 24.6. This is an incredibly detailed explanation of the body and is what you will be teched to. ✓ Front bracing must be behind factory nosepiece. ✓ All bracing and reinforcing must be inside car and above the original floor. ✓ All reinforcement must be below trunk lid or hood and covered with a stock bumper ✓ Air scoops with a maximum height of 4" are allowed. ✓ Rear spoilers with a maximum height of 6" (as measured off the deck lid) are allowed. ✓ Seats: <ul style="list-style-type: none"> - Racing seat with 5-point harness required. - Belts must be 3 years or newer. <p>Not Allowed</p> <ul style="list-style-type: none"> ⊘ No mirrors.
Brakes	<ul style="list-style-type: none"> ✓ Dual masters are allowed with brake bias. ✓ You must have OEM-style brake calipers. ✓ All 4 brakes must work.
Carburetion	<ul style="list-style-type: none"> ✓ Carburetion is limited to 1 two-barrel Rochester carburetor. Maximum Venture opening is 1 3/8" or unmodified. ✓ Holley 500 CFM Ultra XP 2BBL allowed

Category	Rules
	<ul style="list-style-type: none"> ✓ Holley 4412 500 cfm allowed <p style="text-align: center;"> Holley carburetors will be checked with a BLP 7860-gauge kit.</p> <ul style="list-style-type: none"> ✓ 4-barrel intake manifolds allowed. ✓ Headers allowed. ✓ Carburetors must be stock mounted. ✓ Carburetors should be stock and unmodified. Note: Choke may be removed <p>Not Allowed</p> <ul style="list-style-type: none"> ⊘ No drilling of carburetor or manifold. ⊘ No altering of mount.
Cooling System	<ul style="list-style-type: none"> ✓ All radiators must fit under the hood. <p>Not Allowed</p> <ul style="list-style-type: none"> ⊘ No antifreeze.
Engine	<ul style="list-style-type: none"> ✓ Engines: <ul style="list-style-type: none"> - Stock, cast iron, American made-V8 - Must be stock appearing in stock location/ position - May be interchanged with other makes such as a Chevy motor and trans in a Ford, etc. - All engines must be stock appearing and in stock location/ position only. ✓ Rigid mounts are allowed. ✓ Engine must be mounted; right front spark plug must be straight in line with the right front upper ball joint, no tolerance. ✓ Stock-appearing, steel firewall is required, but may be modified for engine clearance. ✓ Cylinder heads – Any cast iron 23 degree allowed. ✓ Allowed intake manifolds: <ul style="list-style-type: none"> - Stock cast iron, 2-barrel intake manifold - 4-barrel with adapter ✓ Oil cooler allowed. ✓ Oil pans with increased capacities allowed. ✓ Stock ignition only. <p>Not Allowed</p> <ul style="list-style-type: none"> ⊘ No V6 engines allowed. ⊘ No aluminum heads. ⊘ No aluminum engines. ⊘ No MSD ignition.
Fuel Cells	<ul style="list-style-type: none"> ✓ Fuel cells are mandatory. ✓ Rollover valve required on the vent tube. If you purchase new fuel cell, make sure it has a rollover valve on the vent tube. ✓ Mechanical fuel pumps only. ✓ Maximum of 25 gallons of fuel. <p>Not Allowed</p> <ul style="list-style-type: none"> ⊘ No electrical fuel pumps.
Rear End/ Differential	<ul style="list-style-type: none"> ✓ Stock type rear end or Ford 9” permitted. ✓ Quick change rearends permitted <ul style="list-style-type: none"> - . Only magnetic axle steel tubes will be permitted.



Category	Rules
	<ul style="list-style-type: none"> ✓ Must be stock style OEM brackets. <ul style="list-style-type: none"> - All brackets must be in OEM mounting position. - Floater permissible. ✓ All rear ends must be locked. <p>Not Allowed</p> <ul style="list-style-type: none"> ⊘ No weights attached to suspension components.
Roll Cage	<ul style="list-style-type: none"> ✓ Roll bars must be installed. ✓ All cars must have driver's door protection. ✓ All cars must have stock-appearing steel floor pan installed in original position. ✓ Camaros may connect sub-frames. ✓ All driver side door bars and braces must be round steel tubing no less than 1 3/4" in diameter and have a minimum wall thickness of 0.095 inches. ✓ The roll cage must be a four-post design consisting of (in general): <ul style="list-style-type: none"> - A vertical main hoop - Top hoop or halo bar with diagonal bar - Left and right front post. ✓ Main hoop: <ul style="list-style-type: none"> - Must connect to the left and right frame rails. - Must be behind the driver. - Must be diagonally braced. - May be located no farther back than the rear body mount by the frame kick-up (on metric frame) - The back of the main hoop may be located no farther back than 84" from the center of the front lower ball joint. This will be measured from the center of the front lower ball joint to where the rear cage of the car meets the frame. ✓ Any cars utilizing the IMCA stock car rule must securely mount 25 lbs. of ballast in front of the bell housing for every inch farther back than the 84" rule. Max 6" setback. ✓ Wheelbase-107" minimum. <p>Not Allowed</p> <ul style="list-style-type: none"> ⊘ No welding on threads or threaded joints allowed. ⊘ No galvanized pipe. ⊘ No laid-back roll cages. ⊘ No offset roll cages.
Steering	<ul style="list-style-type: none"> ✓ Standard steering only. ✓ Steering assist or quickeners allowed. ✓ Power steering recommended. ✓ Filler disk in steering wheel recommended (e.g., AFCO). ✓ Stock steering column or made for racing steering shaft. ✓ Removable racing steering wheel allowed.
Suspension	<ul style="list-style-type: none"> ✓ Aftermarket front upper A-frame arms and mounts are allowed. ✓ Spindles must be stock type (e.g., cast or forged with OEM appearance). ✓ All springs must be uniform and sit level to the ground. ✓ Cars must sit level (reasonable). ✓ 5" minimum frame clearance from the center of the front crossmember to the ground. (will be a pre-race tech inspection) ✓ Stock-appearing suspension only. Must retain stock front lower control arms. ✓ Rear springs: <ul style="list-style-type: none"> - Stock-type springs; both sides must be the same type of spring (e.g., both coil springs and/ or both leaf springs)













STREET STOCK

Sycamore Speedway 2024 Official Stock Car Racing Rules

Category	Rules
	<ul style="list-style-type: none"> - Aftermarket mounts are allowed - Leaf springs may have adjustable front mounts - Fiberglass leaf springs are allowed. - May run 1 floater on 1 side only. <p>✓ Control arms:</p> <ul style="list-style-type: none"> - Front mounts must be in the stock location. - Aftermarket rear control arms permissible - Heim ends permissible. <p>✓ Steel-bodied, non-adjustable racing shocks are allowed.</p> <p>✓ Screw jacks are allowed.</p> <p>Not Allowed</p> <ul style="list-style-type: none"> ⊘ No heavy-duty spindles. ⊘ No lengthened spindles. ⊘ No extra-long leaf springs. ⊘ No traction control.
Transmission/ Clutch/ Rear Axel	<p>✓ Clutches:</p> <ul style="list-style-type: none"> - Triple-disc clutch is allowed. - Automatic or manual (including internal clutch) racing transmissions are allowed (e.g., Bert or Brinn, or direct-drive power glide). <p>✓ Must have a scatter shield.</p> <p>✓ Rear axle only one setup; either leaf or coil spring.</p> <p>✓ Trans cooler allowed.</p> <p>Not Allowed</p> <ul style="list-style-type: none"> ⊘ No five-speed transmission ⊘ No in and out boxes.
Weight	<p>✓ After the race, the car must weigh a minimum of 3000 lbs. including the driver as determined by the Sycamore Speedway scale.</p> <p>✓ Weights up to 50 lbs. must be securely fastened by 2 ½ inch, minimum-grade 5 bolts with a minimum of 2 weight clamps.</p> <p>✓ All weights must be painted white and clearly labeled with the car number on them.</p> <p>✓ Threaded rods will not be permitted.</p> <p>✓ Any weight(s) must be securely attached to the frame below the body decking.</p> <p>✓ Any car that loses any weights/ ballast during an event may be subject to a penalty. If you lose your weight and it's not marked with your number, you do not get it back.</p> <p>Not Allowed</p> <ul style="list-style-type: none"> ⊘ Weights attached to the rear bumper and/or outside the frame. ⊘ Weight(s) mounted to any suspension or axle will not be permitted. ⊘ Pellet-type and/or liquid-type weight/ballast. ⊘ Driver-operated weight adjustments (e.g., weight-jacking devices).

STREET STOCK

Category	Rules
Wheels & Tires	<p>✓ Sycamore Speedway will have tires available to purchase for the Street Stock Class. The tires purchased from Sycamore Speedway are the only racing tires allowed.</p> <p>  <u>NO WARRANTIES</u> on the Sycamore Speedway tires.</p> <p> No returns on Sycamore Speedway tires.</p> <p>✓ Steel 15 x 8 wheels only.</p> <p>✓ 1" pipe allowed over valve stem.</p> <p>✓ Outer Bead locks allowed.</p> <p>✓ Racing studs and nuts recommended.</p> <p>✓ Grinding permissible.</p> <p>✓ Racing wheels are optional.</p> <p>✓ All wheels must be painted white, fluorescent, or chrome colored.</p> <p>✓ Wheel spacers must be approved by tech.</p> <p> Tires will be checked and cannot durometer less than 55 after a race.</p> <p>NO EXCEPTIONS.</p> <p>Not Allowed</p> <ul style="list-style-type: none">  No grooving or altering of tires.  No inner bead lock  No siping.  No pipes welded over tire valve stems.  No tire softeners.  No mixing rim sizes
Windshield	<p>✓ Windscreens optional but highly recommended.</p>



STREET STOCK PAYOFFS & ORDER OF EVENTS

Eligibility

- ◆ Must compete in 85% (or no more than 3) of the races at Sycamore Speedway. No point money if you race at another track on a night that Sycamore Speedway is racing **nor if you do not attend the annual Banquet**. \$1500 will be used for a final point fund. All payouts & point fund payments are paid to car owner.
- ◆ **New for 2024: A mulligan rule: All drivers must throw out their worst night worth of points.**
- ⊘ If you do not attend the Banquet/Crowning of Champions, not only do you forfeit point fund money, but you also forfeit any trophy, placement in your Class, and/or any award given.
- ◆ Points will follow driver and car meaning: If you are driving more than one car in the same season, you will have points as a driver for each car that you run. Before any payout will be paid, the driver and/or car owner, whoever will be receiving the 1099 for the season, must complete a W9 and all payouts will be paid to that individual.
- ◆ You must meet the point fund qualifications to be eligible for any points money. All final point money is paid at the end of the season.

Purse & Points—Feature

Place	Purse	Points
1 st	\$300	20 & Trophy
2 nd	\$225	17
3 rd	\$145	15
4 th	\$125	13
5 th	\$105	12
6 th	\$85	11
7 th	\$75	10
8 th	\$65	9
9 th	\$55	8
10 th	\$45	7
11 th below	\$35	5

Heat Placements

- ◆ Qualifying will determine placement in Heats Fastest to Slowest as shown below.
- ◆ .Max 8 cars per heat
- ◆ Top 2 of Heat 1 & 2 will need to redraw for the feature lineup.
- ◆ If more than 16 cars then Heat 3 will be comprised of the remaining cars.

Heat 1		Heat 2		Heat 3	
1	3	2	4	17	18
5	7	6	8	19	20
9	11	10	12	21	22
13	15	14	16	23	24

STREET STOCK

Order of Events

The following Order of Events is **tentative** and subject to change.

Event	Time or Number of Laps
Pit Gates open	4:00 pm
Drivers' Meeting	6:00 pm
Pack the Track	6:15 pm
HL/Q for all Classes	6:30 pm
Opening Ceremonies*	7:30 pm
Races to Follow – Race Order:	
PS Heats	8
SLM Heats	8
SS Heats	8
Additional Heats (examples)	
Badger	8
Open Late Model	10



STREET STOCK

Sprints, etc.	
Any LCQ	
Intermission	10 mins
PS Feature	15 except for Twin 15
Badge Feature (if running at SS)	25
SLM Feature (except Joe & Nick and Twin 25)	25
Open Late Model Feature (if running at SS)	30
SS Feature	20

**Fastest Qualifiers for each division will be asked to participate.*

STREET STOCK